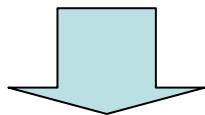


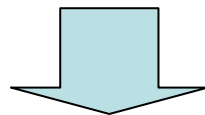
PHO Performance Programme



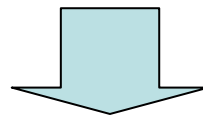
“To improve the health of enrolled populations and reduce disparities in health outcomes through supporting clinical governance and continuous quality improvement processes within PHOs.”



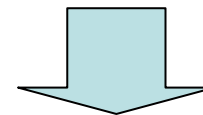
Enrolled



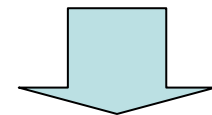
Reduce
Disparities



Clinical
Governance



CQI



PHO
Business



Sector Engagement



- Wide fora
 - Appeal to common purpose, Co-opt leaders
 - Repeat, Repeat
- All signed off
 - DHB CEOs, Boards, PHOs, Ministry
- Sell Business Case to Government
 - Based on wider sector support
- Implemented
 - Voluntary Entry
 - Advisory Group, Steering Group
 - Underpinned by contract



Indicator Set



- Initial Indicators Set – January 2006
 - Reducing inequalities
 - Improved access to services (high need)
- Standard medical practice services
 - influenza, breast screening, cervical screening
- Best practice
 - inhaled corticosteroids, acute stage thyroid dysfunction
- Financial expenditure
 - Pharmaceuticals, lab tests



Payments



- Incentive pool – \$6 per head
 - Less GST
 - Weightings between targets
- Targets set locally
 - Within guidelines
- Payments calculated centrally
 - Based on percentage improvement to target
- New indicators
 - Preparation & planning may be paid



Progress



- All 82 PHOs have joined the voluntary programme
- Encouraging results from first indicator set
- Maintained sector support
- Highlighted data issues, internal PHO-Provider issues
- Support for public reporting
- Support for continuing to evolve indicator set
 - Chronic Conditions
- Increased Government funding offered



Results

Clinical Indicators

Indicator	Population	Goal	Jan 06	Jul 07	Improvement
Influenza immunisations in the elderly	TP HN	75%	62.25% 57.32%	63.64% 60.22%	✓
Cervical smear recorded in the past three years	TP HN	85%	65.94% 55.49%	69.73% 58.46%	✓
Breast screening recorded in the last 2 years	TP HN	70%	56.23% 44.68%	58.99% 47.24%	✓
Inhaled corticosteroids prescribing	TP	≤1000mcg	928.87	912.53	✓
Measurement of Acute Phase Response (ESR:CRP)	TP	≤7:10	14.24:10	4.64:10	✓
Investigation of thyroid function (TSH:FT4)	TP	≥20:10	16.49:10	27.34:10	✓



Results



Process

Indicator	Population	Goal	Jan 06	Jul 07	Improvement
% of valid NHI on patient registers	TP	99.5%	97.11%	97.93%	
Utilisation by high need enrollees – GP Consults	HN	≥1:1	1.04:1	1.08:1	
Achievement of PHO performance plan objectives	N/A	To Achieve	Not Achieved	Achieved	

Financial

Indicator	Population	Goal	Jan 06	Jul 07	Improvement
GP referred Laboratory expenditure	TP	≤ 100%	110.53%	91.84%	
GP referred Pharmaceutical	TP	≤ 100%	97.41%	100.87%	

Future Direction

- Continue focus on reducing inequalities
- Continue focus of improving access
- Development Plans (via Advisory Group) for:
 - CVD, Diabetes
 - Child Health
 - Cancer Control
 - Lifestyle and Education
- Rebalance indicator weightings
- Allow different progression speeds

